

Reference Sheet for Beginning TI-Nspire (non-CAS)




Home Key



Think DOCUMENTS!!!



1.1 = problem.page = 30.50

To move between “applications”, use CTRL and NavPad Arrows.



Calculator Application

To UNDO:  



Decimal Answer:  

To copy previous: Arrow up-Highlight, ENTER

Clear Screen: MENU, 1, 5

Templates:   

Graph & Geometry App

To UNDO:  

TAB key to go from command line to screen

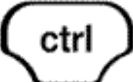

CTRL-G will hide command line (Hit again to return)

Graph Attributes: MENU #2 Attributes

Points of Intersection: Press MENU, #6 Points & Lines, #3 Intersection Points

Table: Press MENU, #2 View and #8 Add Function Table (or CTRL T) CTRL Z to close.

Lists & Spreadsheet and Data & Statistics Applications

To UNDO:  

NAME the list!!!!!! Formulas start with =.

To Widen a Column: MENU, #1 Actions, #2 Resize

To Delete or Clear Column: arrow to top of column and arrow up one more time to highlight. Hit CLEAR.

Scatter Plots can be done in D&S or G&G.

Regression Equations: 1) can come from D&S Quick Graph (equation only) or 2) can come from G&G for equation and statistical info.

Data comes in sets { }.